

Teknik Layout Artikel Jurnal Ilmiah Menggunakan Format Aplikasi Latex

Oleh: Eko Didik Widiyanto

(Editor of International Journal Of Computer, and Information Technology)

Disampaikan pada:

*Pengelolaan Jurnal dan Paten serta Penelitian Kolaboratif Dosen-Mahasiswa
Universitas Lambung Mangkurat - LPPM Undip*

Semarang, 25-29 April 2016



UNDIP | UNIVERSITAS
DIPONEGORO
becomes an excellent research university

Kenapa L^AT_EX

- **Cocok untuk dokumen saintifik dan teknis**

Kualitas output sangat bagus (file pdf), dokumen kompleks (formula, gambar, rangkaian, dll)

- **Kemampuan Cross-Referencing**

Penomoran otomatis, membangkitkan daftar isi, gambar, tabel, indeks, istilah, daftar pustaka, sitasi (bibtex)

- **Opensource: Front-end Editor, template**

Front-end (Lyx, Texmaker, TEXworks, WinShell), Template: thesis, artikel, buku, presentasi, dll

https://en.wikipedia.org/wiki/Comparison_of_TeX_editors

- **Portabel dan Aman**

Konsistensi dokumen di semua OS (bukan word prosesor), bebas virus, memisahkan konten dan layout



Dokumen LaTeX

```
\documentclass{article}
\title{Cartesian closed categories and the price of eggs}
\author{Jane Doe}
\date{September 1994}
\begin{document}
  \maketitle
  Hello world!
\end{document}
```

Dokumen: Article → layout dan style

Cartesian closed categories and the price of eggs

Jane Doe

September 1994

Hello world!



Editor LaTeX (GUI)

https://en.wikipedia.org/wiki/Comparison_of_TeX_editors

- Style: Source, WYSIWIG, WYSIWIM
- OS: Linux, Windows, Windows, Browser-based, Android
- Cost & Lisensi: Free, Berbayar, Proprietary, GPL, dll



Linux, Windows, Mac
WYSIWIM
Free, GPL



TeX
Studio

Linux, Windows, Mac
Source
Free, GPL



TeX
Shop

Mac
Source
Free, GPL

- Lainnya: Texmaker, RtextDoc
- Browser: Authorea, writeLaTeX, Fiduswriter



Install LyX

<http://www.lyx.org/Download>

- Versi stabil terakhir: **2.1.4** (April 2016)
 - Bundle: recommended → Lyx, LaTeX distribution, lengkap
 - Installer: hanya Lyx, memerlukan LaTeX (MikTeX atau TeXLive)
 - ~~Source code~~: kode sumber → Harus di-*compile*
- Download Lyx Bundle
 - Windows: <ftp://ftp.lyx.org/pub/lyx/bin/2.1.4/LyX-2.1.4-Bundle-5.exe>
 - MacOS: <ftp://ftp.lyx.org/pub/lyx/bin/2.1.4/LyX-2.1.4+qt4-cocoa.dmg>
 - Linux: terintegrasi dengan repository Linux

Linux → Tambahkan ppa:lyx-devel/release ke repository

```
Terminal
File Edit View Search Terminal Help
didik@MyMintX61 ~ $ sudo add-apt-repository ppa:lyx-devel/release
```



Install LyX Terbaru di Linux

```
$ sudo add-apt-repository ppa:lyx-devel/release  
$ sudo apt-get update  
$ sudo apt-get install lyx2.0
```

```
Terminal  
File Edit View Search Terminal Help  
didik@MyMintX61 ~ $ sudo add-apt-repository ppa:lyx-devel/release  
[sudo] password for didik:  
You are about to add the following PPA to your system:  
Look here for updated release versions of LyX.  
More info: https://launchpad.net/~lyx-devel/+archive/ubuntu/release  
Press [ENTER] to continue or ctrl-c to cancel adding it  
  
Executing: gpg --ignore-time-conflict --no-options --no-default-keyring --homedir /tmp/tmp.G3pKJKHb7k --no-auto-check-trustdb --trust-model always --keyring /etc/apt/trusted.gpg --primary-keyring /etc/apt/trusted.gpg --keyserver hkp://keyserver.ubuntu.com:80 --recv-keys F8214ACD  
gpg: requesting key F8214ACD from hkp server keyserver.ubuntu.com  
gpg: key F8214ACD: public key "Launchpad PPA for LyX Team" imported  
gpg: Total number processed: 1  
gpg: imported: 1 (RSA: 1)  
didik@MyMintX61 ~ $ sudo apt-get update -qq  
didik@MyMintX61 ~ $ sudo apt-get install lyx2.0
```



LyX: Dokumen Baru

File → New from Template (elsarticle.lyx)

LyX: ~/newfile1.lyx

File Edit View Insert Navigate Document Tools Help

Title

Note

This is a template LyX file for articles to be submitted to journals of the Elsevier publishing company. For general infos see [URL http://wiki.lyx.org/Examples/Elsevier](http://wiki.lyx.org/Examples/Elsevier).

Note

The Journal is specified in the document preamble! For the right document class options to get the page format for your journal, have a look at the elsarticle documentation: [URL http://www.ctan.org/get/macros/latex/contrib/elsarticle/elsdoc.pdf](http://www.ctan.org/get/macros/latex/contrib/elsarticle/elsdoc.pdf)

This is a specimen title_{t1,t2} **Note**
Titlenote mark

Title footnote: This document is a collaborative effort. **opt t1** **Note** The short title is the label you refer to in the title.

Title footnote: The second title footnote which is a longer longer than the first one and with an intention to fill in up more than one line while formatting. **opt t2**

Note

There are two author styles possible:

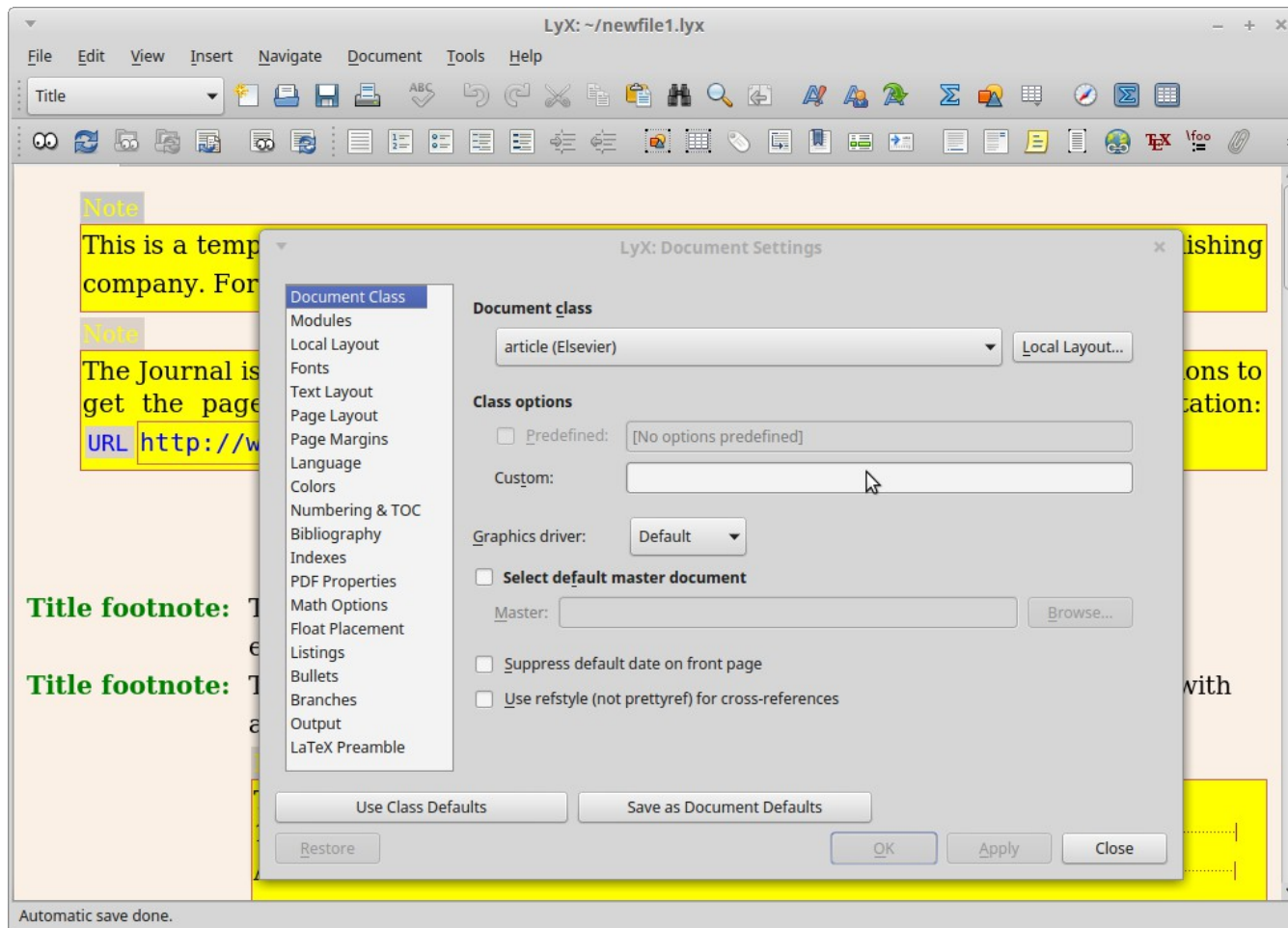
1. Authors side by side |-----| 2. Authors below each other |-----|
Author |-----| Author |-----|

Font: Largest

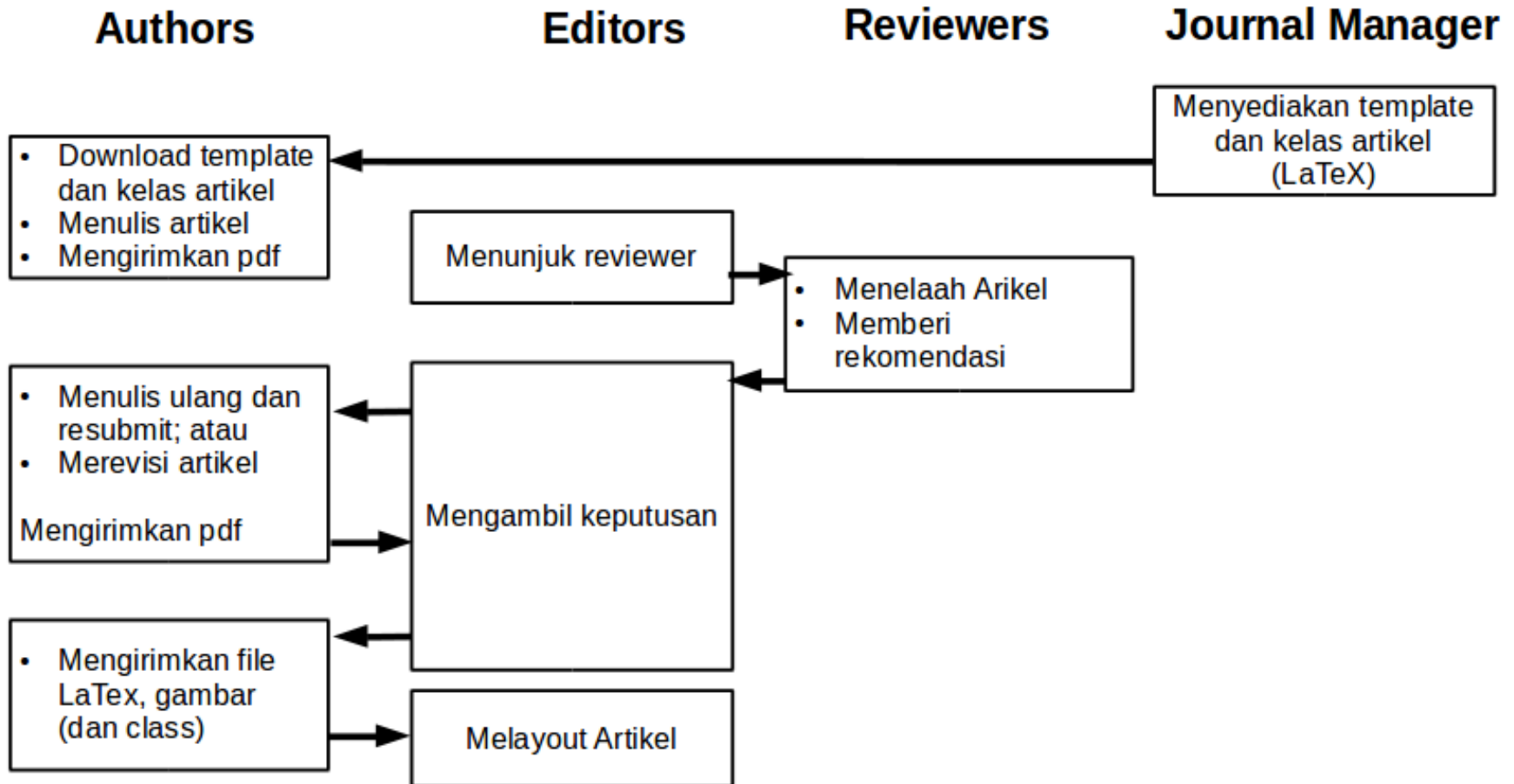


LyX: Kelas Dokumen

Document → Settings...



Alur Artikel Jurnal Menggunakan LaTeX



Menyediakan Instruksi LaTeX (As Journal Manager)

- Instruksi dicantumkan dalam Author Guidelines, mis:
 - <http://ijecit.undip.ac.id/index.php/ijecit/about/submissions#authorGuidelines>
 - Membuat laman (static page) baru untuk petunjuk khusus LaTeX
 - Memuat: dokumen class (cls), template (lyx atau tex) → Dikompres

<https://www.elsevier.com/authors/author-schemas/latex-instructions>



The **original signed Copyright Transfer Agreement (CTA)** file should accompany the manuscripts submitted by online through online submission interface (as supplementary files). [[Download the CTA form here](#)].

Four types of manuscripts (see [Section Policies](#)) are acceptable for publication: Original Research Articles, Technical Reports, Review Articles, and Short Communication.

2. Manuscript Template

Manuscript should be prepared according to author guidelines in the following archive file containing template in MS Word as well as OpenOffice Word: [[IJECIT-Article-Template-v2016.zip](#)]. Portable file format can also be viewed from [[IJECIT-Article-Template-v2016.pdf](#)].

3. Reviewing of manuscripts

Every submitted paper is independently reviewed by at least two peer-reviewers. Decision for publication, amendment, or rejection is based upon their reports/recommendation. If two or more reviewers consider a manuscript

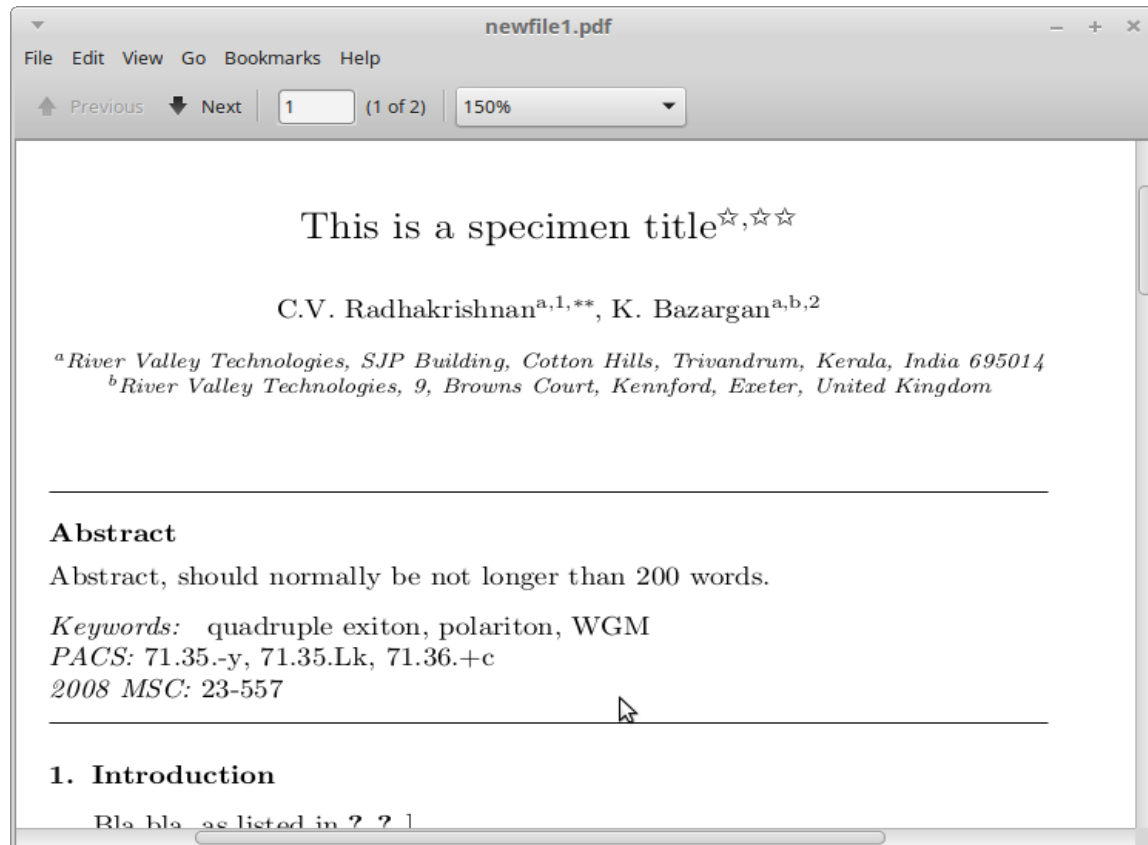


Menyiapkan Manuscript (As Author)

- Penulis menggunakan kelas dokumen yang disediakan
 - Download kelas dokumen dan/atau template
 - Edit template menjadi manuscript
 - Export ke pdf untuk proses review
 - File lyx (atau tex), gambar diarsip dalam satu file untuk proses editing

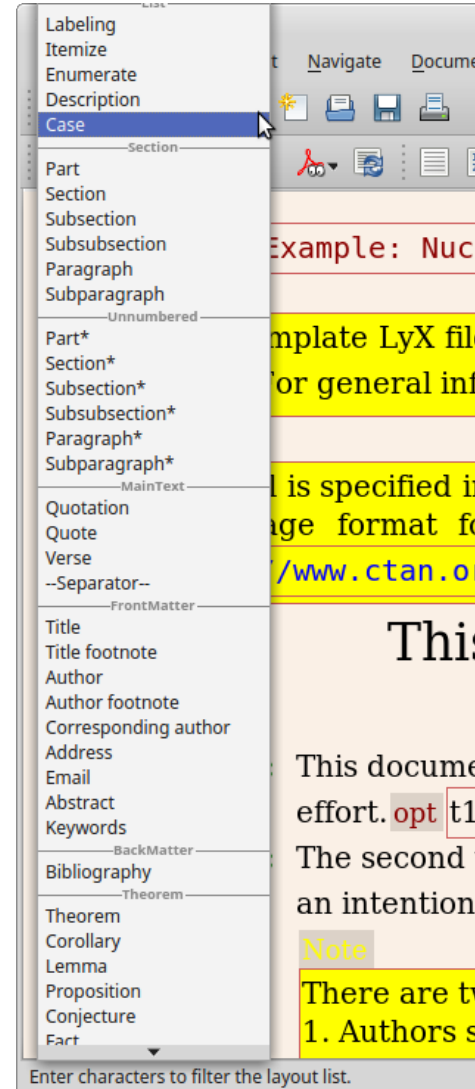
File → Export →
PDF (pdflatex)

View → View (Other
Formats) → PDF
(pdflatex)



Mengedit Manuscript (As Author)

- Edit manuscript menggunakan style yang diberikan
 - Title
 - Author
 - Address
 - Email
 - Abstract
 - Keywords
 - Part
 - Section
 - Subsection
 - Subsubsection
 - Paragraph
 - Standard
 - Theorem (dan sejenisnya)



<http://www.ctan.org/tex-archive/macros/latex/contrib/elsarticle>





Training Division

Bulletin of Chemical Reaction Engineering & Catalysis

<http://training.bcrec.web.id>

Open Journal System



Praktek As Author

- <http://training.bcrec.web.id>
- didik@live.undip.ac.id



UNDIP | UNIVERSITAS
DIPONEGORO
becomes an excellent research university